



Salisbury Park Primary School

bullying prevention policy and plan

Endorsed: 26 June 2025

Our values

Salisbury Park Primary School is founded on our school values of honesty, belonging, respect and fairness. We strive to form a safe and supportive community where learning is enjoyed in a supportive, positive and challenging environment. We believe that every child has the right to feel safe and happy at school and in fostering high quality inter-personal relationships among teachers, students, parents and support staff. We recognise that quality relationships are fundamental to effective learning.

At Salisbury Park Primary Restorative Practices assist students to learn from their mistakes, recognise their differences and resolve problems with others.

Our vision

“Australian schools are learning communities that promote student wellbeing, safety and positive relationships so that students can reach their full potential.”

(Australian Student Wellbeing Framework 2023)

All students have the right to feel safe, respected and included. Our learning communities are free from bullying and harassment.

Our school climate fosters healthy and respectful relationships. We will create this with our students, families and the broader community.

We will model behaviours that:

- demonstrate respect
- value diversity
- promote belonging and wellbeing

We are a safe, supportive and respectful school. Our environment promotes learning success and wellbeing. Our school culture encourages positive social interaction. We have programs that build resilience, emotional intelligence and growth mindsets. Everyone works together to action our bullying prevention policy and plan.

Our approach to bullying prevention

At Salisbury Park Primary school we will plan, implement and review our bullying prevention strategies. We will do this with our Governing Council, staff, students, families and local community.

Promote

We will model and promote positive behaviour.

Our actions

- Create a welcoming and inclusive school.
- Make sure staff understand their role to create a safe school.
- Set up school values and behaviour expectations. Make sure these reflect inclusion, respect, safety and diversity.
- Share the school values and behaviour expectations. Lead by example.
- Use consistent language among staff, students, parents and carers that encourages positive behaviours and social interactions.
- Set up a physical school environment that encourages positive social interactions.
- Set up and display behavioural expectations in all classrooms. Develop these with students. Review regularly. Lead by example.
- Make sure students feel safe to proactively raise concerns and communicate with trusted adults, and report bullying when it occurs.
- Refer to whole school scope and sequence for outline of school values and explicitly taught expected behaviours (Appendix 1), and responses to unexpected behaviours as per SPPS Behaviour Web (Appendix 2).

Teach

We will explicitly teach respectful behaviours and expectations about bullying in the classroom.

Our actions

- Promote whole school preventative strategies to all staff and students (Appendix 3).
- Build staff skills to respond well to bullying.
- Teach about bullying in all year levels. Include how to prevent, identify, respond to and report bullying and cyberbullying.
- Explicitly teach positive behaviour and social and emotional skills. Guide students to have healthy relationships, both in person and online. Do this across all subject areas.
- Explicitly encourage up-stander behaviour, and assertiveness when observing negative interactions.
- Use teachable moments when a bullying issue happens. Teach about respectful and appropriate behaviours, including responses when witnessing ill treatment of others.
- Proactive teaching of the difference between unexpected behaviours and bullying, alongside building capacity and resilience.
- Display fortnightly school values focus for reference (Appendix 4).

Intervene

We will intervene in specific incidents of bullying or observed bullying behaviour.

Our actions

- Take bullying seriously. Respond to reports of bullying or observed bullying behaviours.
- Use fair and consistent responses to bullying or suspected bullying.
- Document all bullying incidents. Check in with students while bullying incidents are being resolved.
- Make sure leadership can manage complex bullying incidents. This includes where bullying is ongoing.

Work with others

We will work with families, service providers and the community to address bullying.

Our actions

- Work with the Governing Council, site leadership, department staff and the local community to design local strategies to prevent and reduce bullying.

- Work with student leaders (SALSPAC) to promote expected behaviours aligned with school values.
- Encourage parents and carers to take part in activities that promote safety and wellbeing.
- Involve parents, carers and students in planning bullying prevention and intervention responses.
- Share information with parents and carers about bullying. Include how to recognise it and what to do when their child is involved in bullying.
- Work with community organisations to promote safe and inclusive messages.
- Communicate regularly with families when a bullying incident happens.
- Work with other services to support students who have been involved in bullying incidents.

Respond

We will provide visible and consistent responses to bullying that foster trust and confidence in the school community.

Our actions

- Share information on how to prevent and respond to bullying and cyberbullying.
- Review our strategies and actions to prevent and respond to bullying. We will make sure that student needs are being met.
- Set up safe ways for students to report bullying and let students know how to do this.
- Make information about the complaints resolution process available.
- Make sure staff, parents, carers and students feel confident to respond to bullying.
- Set aside staff time and funds to plan, implement and assess our strategies to prevent and respond to bullying.

Repair and restore relationships

We will repair and restore relationships that have been harmed by bullying.

Our actions

- Develop solutions to bullying incidents with students, staff, parents and caregivers.
- Support students who have engaged in bullying behaviours. Help them to think about the result of the behaviour. Help them to learn positive behaviours.
- Support all students who experience bullying, engage in bullying behaviour, or witness bullying.
- Support restorative conversations between affected parties, when timely.

Create safety and wellbeing

We will establish safety and wellbeing.

Our actions

- Take action against discrimination, harassment and violence. Report criminal actions to South Australia Police.
- Provide targeted social and emotional support for students who need more help after bullying incidents.
- Set up inclusive practices so students who might feel excluded are safe and supported.
- After a serious incident of bullying, supervise the students involved before school, at break times and after school. This will be organised and visible.
- Plan and coordinate student movements between preschools, schools and campuses.
- Build staff skills, knowledge and confidence to restore safety and wellbeing after critical incidents.
- Review practices when required, in response to incidents.

How bullying is reported and resolved

We will work with students, parents and caregivers to resolve bullying issues. If needed, we will get advice, counselling and support from internal and external services.

All reports of bullying will be taken seriously. Responses will be planned and quick. The principal or leadership team will immediately respond to life threatening, significant harm or criminal behaviour issues. We will refer criminal actions to South Australia Police.

Our responses will restore the safe and positive learning environment.

Report bullying

You can report bullying to:

- Classroom teachers and SSOs
- Site leadership – Wellbeing Leader, Deputy Principal and Principal
- SALSPAC students can support other students to seek adult support
- Governing Council can support other parents to seek leadership support

You can report bullying incidents by:

- Direct conversation in person or by phone call, email, EMS, note in pigeon hole

Give us as much information as possible. This might include:

- who was involved, including who engaged in the bullying behaviour, who the behaviour was directed at and witnesses
- when the incident happened
- where the incident took place, for example social media
- the behaviour
- if anyone stopped or tried to stop the behaviour
- what led up to the incident
- what happened after the incident.

Gather and document information

Staff might speak about the incident with:

- students
- parents or carers
- other staff
- any other witness or person involved.

Intervention and support

Staff will see if the incident:

- meets the definition of bullying
- pose an immediate risk to student or staff safety.

If there is no immediate risk, staff might use the following strategies with students directly involved:

- restorative practices, including an apology
 - Method of Shared Concern or Support Group Method of intervention
 - parent or carer meeting
 - school-based consequences
- For example:

- loss of privileges
- given a learning task
- use of reflection space or class
- limited areas for play or activities or extra yard supervision
- suspension and exclusion.

Refer to services

Refer students to specialist support, if needed. This might be from the Department for Education or external services. Options will be discussed with students and their families.

Document and record

All incidents of bullying and responses will be documented and stored in line with Department for Education records management procedures. A record of an incident might go in a student's file. Incidents can be recorded in our electronic databases. For example EDSAS, EMS, Day Map or the department's incident management system.

Monitor and follow up

Staff will check on all students involved in a bullying incident. They will make sure all students are safe and relationships are repaired. They will talk with students, parents and carers about the actions taken. They will check if these actions have helped.

If a student, parent or carer are not happy with the steps taken by the school, they can call the department's complaints management line on 1800 677 435.

Definitions

Bullying

A national definition of bullying has been endorsed by the Education Council.

Bullying is an ongoing and deliberate misuse of power in relationships through repeated verbal, physical and/or social behaviour that intends to cause physical, social and/or psychological harm. It can involve an individual or a group misusing their power, or perceived power, over one or more persons who feel unable to stop it from happening.

Bullying can happen in person or online, via various digital platforms and devices and it can be obvious (overt) or hidden (covert). Bullying behaviour is repeated, or has the potential to be repeated, over time (for example, through sharing of digital records).

Bullying of any form or for any reason can have immediate, medium and long-term effects on those involved, including bystanders.

Single incidents and conflict or fights between equals, whether in person or online, are not defined as bullying.

Bullying has three main features

It involves a misuse of power in a relationship

Conflict or fights between equals are not defined as bullying. Bullying occurs where there is a power imbalance. This might come from:

- the context. For example a number of children acting against one child
- personal characteristics. For example different physical, emotional or social development.

It is ongoing and repeated

One incident of misbehavior is generally not defined as bullying. Schools will still respond to all incidents of misbehavior.

One act by one person might be bullying if:

- the behaviour adds to a series of other people's behaviours that misuse power and result in harm
- it can be shared online or with technology to a wide audience, or repeated with multiple views.

It involves behaviours that can cause harm

Bullying can cause physical and psychological harm.

Physical harm can include injury. It can also include theft or damage to belongings.

Psychological harm can include:

- anxiety
- not wanting to go to school
- lack of interest in school
- isolation and depression.

Psychological harm can last some time. It will depend on a student's situation and the support available to them. Support might come from family, school and friends.

A fear of being bullied can create psychological harm.

Examples of types of bullying:

Physical: hitting, kicking, tripping, pinching, pushing or damaging or stealing belongings.

Verbal: verbal abuse, name calling, insults, taunting, intimidation, threats.

Social: social exclusion, lying, spreading rumours, unkind facial expressions or body language, mean and condescending looks, playing jokes to embarrass and humiliate, mimicking and damaging someone's reputation or social relationships.

Cyber: Cyberbullying is online bullying. It uses technology, including social media platforms. Verbal and social bullying can be cyberbullying when they occur online.

Cyberbullying includes:

- abusive texts and emails
- hurtful messages, videos and images, including images that have been changed
- sharing personal images and videos without consent
- pretending to be someone else online to be hurtful.

Harassment, discrimination and violence

Bullying, harassment, discrimination and violence all create or add to a negative environment. This can make students feel unsafe and unable to reach their full potential.

Harassment

Harassment is a behaviour that targets an individual or group. This can be due to their: identity, race, culture or ethnic origin; religion; physical characteristics; gender; sexual orientation; age; or ability.

It offends, humiliates, intimidates or creates an unsafe environment. It might be a pattern of behaviour or a single act. It might be directed randomly or at the same person. It might be on purpose or unintended.

Discrimination

Discrimination happens when people are treated differently to others. This can be because of their: identity, race, culture or ethnic origin; religion; physical characteristics; gender; sexual orientation; age; or ability. Discrimination interferes with people's right to fair treatment and equal opportunities.

Violence

Violence is the intentional use of physical force or power. It can be threatened or actual, against another person. It might result in psychological harm, injury or in some cases death. It might involve provoked or unprovoked acts. It can be one incident, a random act or can happen over time.

Bullying, harassment, discrimination and violence may be based on gender, race, sexuality, culture, religion, disability and care status. Bullying, harassment, discrimination and violence for any reason is not acceptable in South Australian public schools. It will be responded to.

Responses will depend on the:

- behaviours
- needs of the students
- rights of all students to be safely included in learning.

Roles and Responsibilities

We each have a role to play to:

- prevent bullying and harassment
- respond when it happens
- support those involved and affected by bullying.

The Australian Student Wellbeing Framework elements are leadership, inclusion, student voice, partnerships and support. They guide our practices and responses to prevent and reduce bullying in our school community.

School leaders and staff

- Model and promote positive behaviour. Value diversity, demonstrate respect, and include all students and their families.
- Provide and take part in professional development to build skills, knowledge and confidence about preventing bullying. Including how to recognise, respond and manage it.
- Assess bullying data and trends to develop prevention strategies. Do this with the Governing Council and school community.
- Collect data on bullying regularly. Use the data to plan how you will prevent and respond to bullying.
- Explicitly teach students about respectful relationships, bullying and cyberbullying. Teach them how to recognise bullying, what to do and how to get help.
- Work with students to come up with solutions to bullying. Include them in decisions that affect their safety and wellbeing.
- Support all students to be included, in particular students at higher risk of being bullied.
- Take action when bullying and cyberbullying has been reported. This includes incidents that happen out of school hours or off school grounds when it relates to school relationships.
- Report criminal matters to the South Australian Police.

- Help parents and carers to recognise bullying. Include information about what to do when their child is engaging in or affected by bullying.
- Work with families, service providers and the community to support students affected by bullying.
- Support students to repair and restore relationships that have been harmed by bullying.
- Have planned responses to bullying. Make them visible and consistent. Responses should foster trust and confidence.
- Help students to be physically and psychologically safe from bullying.


Parents, carers and families

- Model and promote safe, respectful and inclusive behaviours.
- Help their children to be safe online at home. This includes checking their children's use of technology and social media.
- Make sure their children know how to identify and report bullying. Work with the school to help their children be safe from bullying.
- Talk to their children about safety issues. This includes bullying and cyberbullying. Help them understand what it is, why it is harmful and how to respond. Use the same messages the school uses.
- Report concerns about bullying to school staff.
- If a bullying incident happens, work with the school.
- Support their children to go to school while a bullying issue is being worked on.
- Get external professional support for their child, if needed.

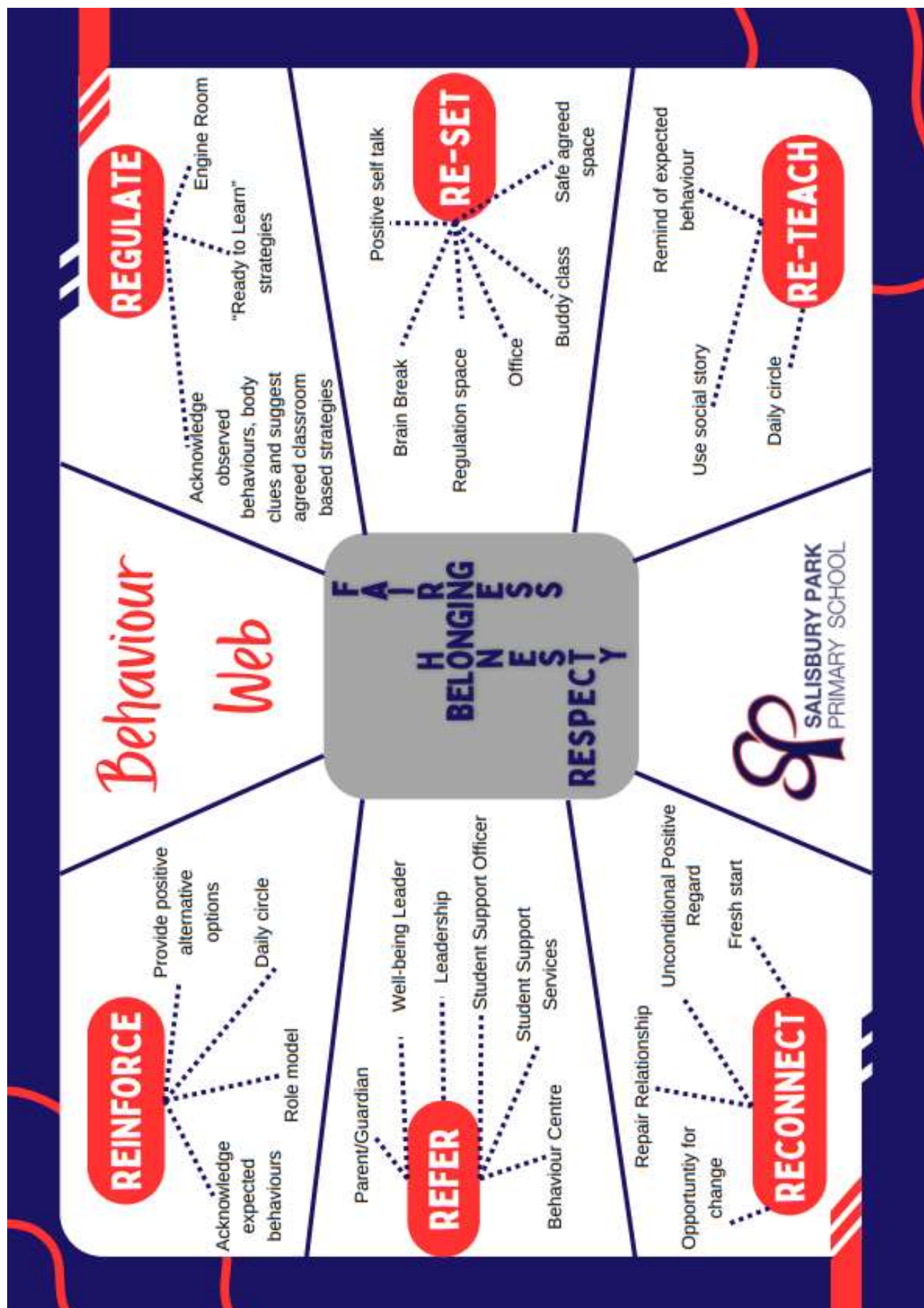
Students


- Model behaviours that are safe, respectful and inclusive, both face-to-face and online.
- Build skills, knowledge and confidence to recognise, respond to and manage bullying.
- Be a part of decision making to improve student safety and wellbeing.
- Take a stand when bullying is observed. Step in, if it's safe. Seek help from adults.
- Support friends and peers get help from trusted adults if they experience bullying.
- Support friends to behave in safe, respectful and inclusive ways if their friends engage in bullying.

Appendix 1 – SPPS scope and sequence for outline of school values and explicitly taught expected behaviours

<div>  SALISBURY PARK PRIMARY SCHOOL </div> <div> <h1>SCHOOL VALUES</h1> <h2>SCOPE & SEQUENCE 2025</h2> </div>					
WEEKS		TERM 1			
		TERM 2			
WEEKS		TERM 3			
		TERM 4			
1-2	Overview with focus on Belonging - School uniform Honesty - set goals and have a go	Belonging - Use strategies to be ready to learn Fairness - Equality vs equity	Belonging - Everyone has the right to be safe Fairness - Follow agreed rules	Fairness - Equality vs equity Belonging - uniform policy	
3-4	Belonging - Everyone has the right to be safe Respect - Use manners	Belonging - Inclusion not exclusion Respect - Treat others the way you want to be treated	Fairness - Take turns and share Belonging - Use strategies to be ready to learn	Honesty - Care for each other, equipment and the environment Honesty - Be an upstander	
5-6	Fairness - Follow agreed rules Belonging - Use strategies to be ready to learn	Respect - Follow instructions and be a positive role model Honesty - Be an upstander	Honesty - Tell the truth no matter what Respect - Follow instructions & be a positive role model	Respect - Be mindful, kind and caring Respect - Use manners	
7-8	Honesty - Tell the truth no matter what Fairness - Take turns and share	Respect - Be mindful, kind and caring Honesty - Care for each other, equipment and the environment	Respect - Be an active listener Honesty - Set goals and have a go	Respect - Treat others the way you want to be treated Belonging - Inclusion not exclusion	
9-10/11	Respect - be an active listener Belonging - inclusion not exclusion	Belonging - connection to class (be where you're meant to be) Respect - Use manners	Respect - Treat others the way you want to be treated Fairness - Take turns and share	Belonging - Connection to class (be where you're meant to be) Fairness - Follow agreed rules	

Appendix 2 – Behaviour Web



<div>  <div> SALISBURY PARK PRIMARY SCHOOL </div> </div> <div> <h1>BEHAVIOUR RESPONSE</h1> <h2>PREVENTATIVE STRATEGIES</h2> </div>				
Curriculum	Environment	Whole school		
<ul style="list-style-type: none"> Engaging and relevant Differentiated where necessary Content appropriate Explicit teaching Consider the scheduling 	<ul style="list-style-type: none"> 5:1 positive interactions Acknowledge expected behaviours Seating arrangement/classroom ergonomics Welcome circles Daily whole class brain breaks Opportunities for positive peer interactions Displays Cognitive load Room temperature 	<ul style="list-style-type: none"> Explicitly teach expected behaviours according to school values overview Classroom routines SEL learning Emotional Vocabulary Teach, model, practice, acknowledge and correct 		
RESPECT	HONESTY	FAIRNESS	BELONGING	



WEEKS
7 - 8

SCHOOL VALUES FOCUS

TERM 2



**Respect - Be mindful,
kind and caring**



**Honesty - Care for each
other, equipment and
the environment**